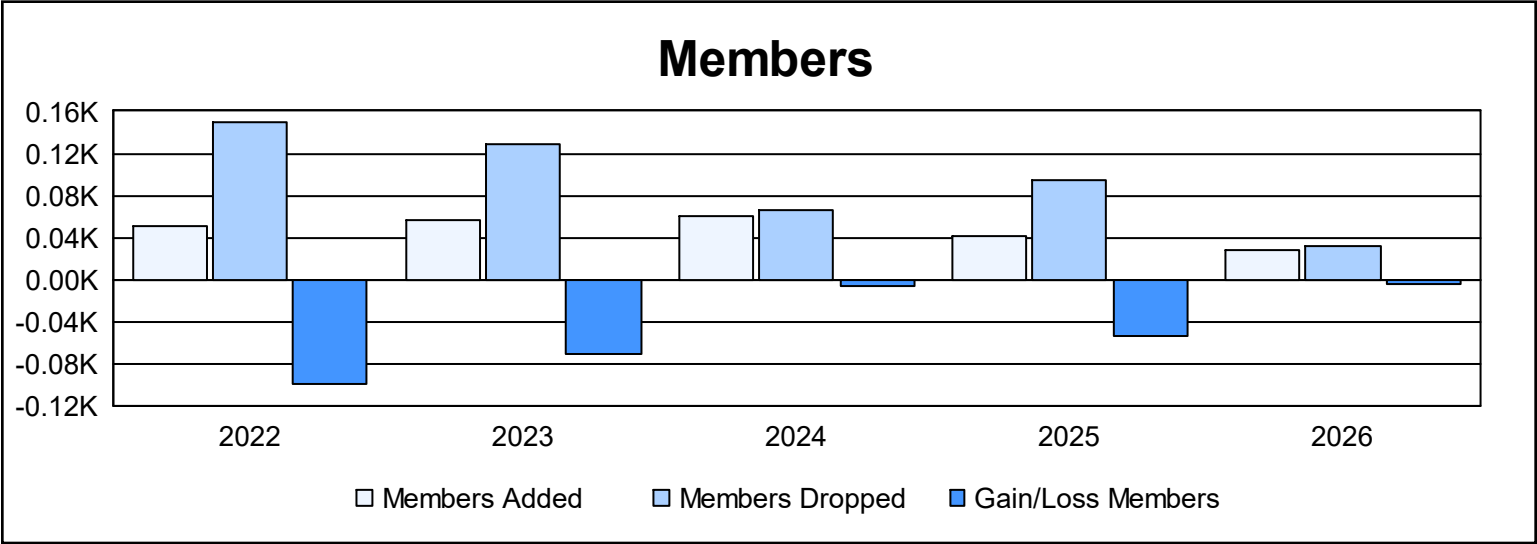
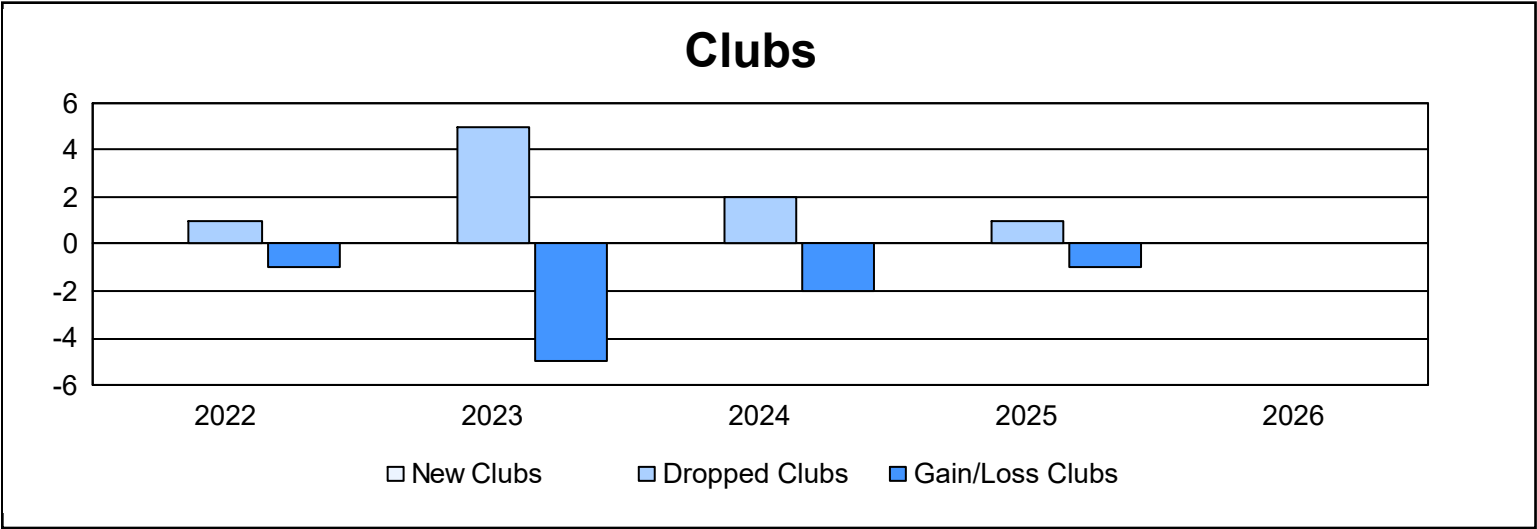
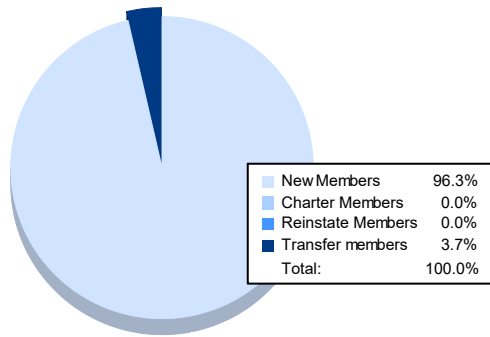


| Year | New Clubs | Dropped Clubs | Gain/ Loss Clubs | New Members | Charter Members | Reinstate Members | Transfer Members | Total Member Added | Total Members Dropped | Gain/ Loss Members |
|-----------|-----------|---------------|------------------|-------------|-----------------|-------------------|------------------|--------------------|-----------------------|--------------------|
| 2021-2022 | 0 | 1 | -1 | 47 | 0 | 0 | 4 | 51 | 150 | -99 |
| 2022-2023 | 0 | 5 | -5 | 50 | 1 | 2 | 4 | 57 | 128 | -71 |
| 2023-2024 | 0 | 2 | -2 | 57 | 0 | 0 | 3 | 60 | 66 | -6 |
| 2024-2025 | 0 | 1 | -1 | 36 | 0 | 1 | 5 | 42 | 95 | -53 |
| 2025-2026 | 0 | 0 | 0 | 26 | 0 | 0 | 1 | 27 | 31 | -4 |
| Average | 0 | 2 | -2 | 43 | 0 | 1 | 3 | 47 | 94 | -47 |



Membership Composition January 2026 Cumulative



Gender Composition January 2026 Cumulative

